

Switch disconnecter 630 A, Size 4, 3-pole Front operating mechanism center Basic unit without handle flat terminal



Model	
product brand name	SENTRON
product designation	3KD switch disconnecter
design of the product	Switch
display version for switch position indicator door-coupling rotary operating mechanism	ON-OFF
design of the actuating element	Without handle
type of the driving mechanism	Front operating mechanism
type of the driving mechanism motor drive	No
General technical data	
number of poles	3
type of device	fixed mounting
size of switch disconnecter	4
mechanical service life (operating cycles) typical	8 000
electrical endurance (operating cycles)	
• at AC-23 A at 690 V	1 000
• at DC-23 A at 440 V	1 000
I <sup>2</sup> t value	
• with closed switch at 1000 V for combination switch +gG/aM SITOR fuse maximum	647 250 A <sup>2</sup> ·s
• of the fuse at 500 V maximum permissible	5 400 005 A <sup>2</sup> ·s
• of the gG fuse at 690 V maximum permissible	3 760 005 A <sup>2</sup> ·s
• of the gG/aM SITOR fuse at 1000 V maximum permissible	520 000 A <sup>2</sup> ·s
• of the molded case circuit breaker at 415 V maximum permissible	16 000 000 A <sup>2</sup> ·s
position of the switch operating mechanism	after the first pole
overvoltage in percent relative to the operating voltage at AC at 400, 500, 690 V at 50/60 Hz	10 %
overvoltage category	IV
degree of pollution	3
Voltage	
operating voltage with current paths in series	
• with degree of pollution 2 at DC rated value	440 V / 3
• with degree of pollution 3 at DC rated value	440 V / 3
insulation voltage	
• rated value	1 000 V
surge voltage resistance rated value	12 kV
Protection class	
protection class IP	IP00
protection class IP	
• with closed switch with cover or cable lug cover	IP20

<ul style="list-style-type: none"> <li>• on the front</li> </ul>	IP00
<b>Dissipation</b>	
power loss [W]	
<ul style="list-style-type: none"> <li>• with conventional rated thermal current per pole</li> </ul>	17 W
<ul style="list-style-type: none"> <li>• with conventional rated thermal current per device</li> </ul>	51 W
<ul style="list-style-type: none"> <li>• for rated value of the current at AC in hot operating state per pole</li> </ul>	17 W
<b>Main circuit</b>	
operating power	
<ul style="list-style-type: none"> <li>• at AC-23 A at 500 V rated value</li> </ul>	400 kW
operational current rated value	630 A
<b>Auxiliary circuit</b>	
number of connected NC contacts for auxiliary contacts	0
number of connected NO contacts for auxiliary contacts	0
number of connected CO contacts for auxiliary contacts	0
number of CO contacts for auxiliary contacts	0
number of NC contacts for auxiliary contacts	8
number of NO contacts for auxiliary contacts	8
<b>Suitability</b>	
suitability for use	
<ul style="list-style-type: none"> <li>• main switch</li> </ul>	Yes
<ul style="list-style-type: none"> <li>• switch disconnecter</li> </ul>	Yes
<ul style="list-style-type: none"> <li>• EMERGENCY OFF switch</li> </ul>	Yes
<ul style="list-style-type: none"> <li>• safety switch</li> </ul>	Yes
<ul style="list-style-type: none"> <li>• maintenance/repair switch</li> </ul>	Yes
<b>Product details</b>	
product component	
<ul style="list-style-type: none"> <li>• trip indicator</li> </ul>	No
<ul style="list-style-type: none"> <li>• voltage trigger</li> </ul>	No
<ul style="list-style-type: none"> <li>• undervoltage release</li> </ul>	No
<ul style="list-style-type: none"> <li>• undervoltage release with leading contact</li> </ul>	No
product extension auxiliary switch	Yes
product extension optional	
<ul style="list-style-type: none"> <li>• motor drive</li> </ul>	No
<ul style="list-style-type: none"> <li>• voltage trigger</li> </ul>	No
<b>Short circuit</b>	
short-time withstand current (I <sub>cw</sub> ) at 1000 V AC/440 V DC limited to 1 s rated value	30 kA
short-circuit current making capacity (I <sub>cm</sub> ) for switch disconnecter	
<ul style="list-style-type: none"> <li>• at 1000 V AC without fuse link rated value minimum</li> </ul>	80 kA
<ul style="list-style-type: none"> <li>• at DC 440 V without fuse link rated value minimum</li> </ul>	42.6 kA
<ul style="list-style-type: none"> <li>• without fuse link rated value minimum</li> </ul>	80 kA
conditional short-circuit current with line-side fuse protection	
<ul style="list-style-type: none"> <li>• at 415 V by molded case circuit breaker rated value</li> </ul>	65 kA
<ul style="list-style-type: none"> <li>• at 500 V by gG fuse rated value</li> </ul>	100 kA
<ul style="list-style-type: none"> <li>• at 690 V by gG fuse rated value</li> </ul>	100 kA
<b>Connections</b>	
type of connectable conductor cross-sections for aluminum conductor	
<ul style="list-style-type: none"> <li>• stranded with lug</li> </ul>	1x (25 ... 240 mm <sup>2</sup> ), 2x (25 ... 240 mm <sup>2</sup> )
type of connectable conductor cross-sections	
<ul style="list-style-type: none"> <li>• with combination of Al conductor+switch</li> </ul>	620A / 2x 240 mm <sup>2</sup>
<ul style="list-style-type: none"> <li>• for copper busbar</li> </ul>	'1 x (40 x 10 mm <sup>2</sup> ), 2 x (40 x 5 mm <sup>2</sup> )
type of connectable conductor cross-sections for copper conductor	
<ul style="list-style-type: none"> <li>• stranded with lug according to DIN 46234</li> </ul>	1x (25 ... 240 mm <sup>2</sup> ), 2x (25 ... 240 mm <sup>2</sup> )
<ul style="list-style-type: none"> <li>• stranded with lug according to DIN 46235</li> </ul>	1x (25 ... 240 mm <sup>2</sup> ), 2x (25 ... 240 mm <sup>2</sup> )
type of electrical connection for main current circuit	flat connector
<b>Mechanical Design</b>	
height	235 mm
width	260 mm

depth	110 mm
fastening method	screw fixing
fastening method	
• 4-hole front mounting	No
• front mounting with central attachment	No
• rail mounting	No
mounting position	any
net weight	7 422 g

#### Environmental conditions

ambient temperature during operation	
• minimum	-25 °C
• maximum	70 °C
ambient temperature during storage	
• minimum	-50 °C
• maximum	80 °C

#### Certificates

reference code according to IEC 81346-2	Q
General Product Approval	Declaration of Con- formity

[Confirmation](#)



[Miscellaneous](#)



Declaration of Con- formity	Marine / Shipping	other	Environment
--------------------------------	-------------------	-------	-------------



[Miscellaneous](#)

[Confirmation](#)

[Environmental Con-  
firmations](#)

#### Further information

Siemens has decided to exit the Russian market (see here).

<https://press.siemens.com/global/en/pressrelease/siemens-wind-down-russian-business>

Siemens is working on the renewal of the current EAC certificates.

Please contact your local Siemens office on the status of validity of the EAC certification if you intend to import or offer to supply these products to an EAC relevant market (other than the sanctioned EAEU member states Russia or Belarus).

Information on the packaging

<https://support.industry.siemens.com/cs/ww/en/view/109813875>

Information- and Downloadcenter (Catalogs, Brochures,...)

<http://www.siemens.com/lowvoltage/catalogs>

Industry Mall (Online ordering system)

<https://mall.industry.siemens.com/mall/en/en/Catalog/product?mlfb=3KD4630-0QE20-0>

Service&Support (Manuals, Certificates, Characteristics, FAQs,...)

<https://support.industry.siemens.com/cs/ww/en/ps/3KD4630-0QE20-0>

Image database (product images, 2D dimension drawings, 3D models, device circuit diagrams, ...)

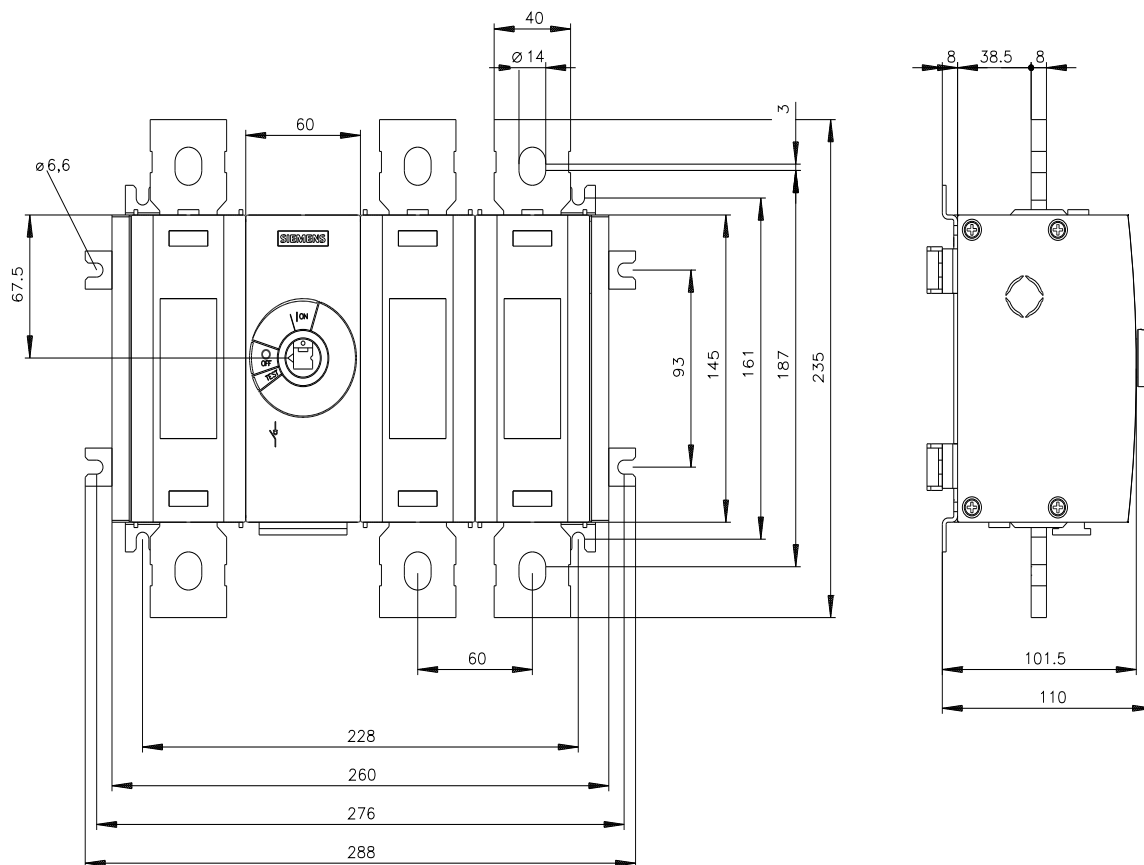
[http://www.automation.siemens.com/bilddb/cax\\_en.aspx?mlfb=3KD4630-0QE20-0](http://www.automation.siemens.com/bilddb/cax_en.aspx?mlfb=3KD4630-0QE20-0)

CAX-Online-Generator

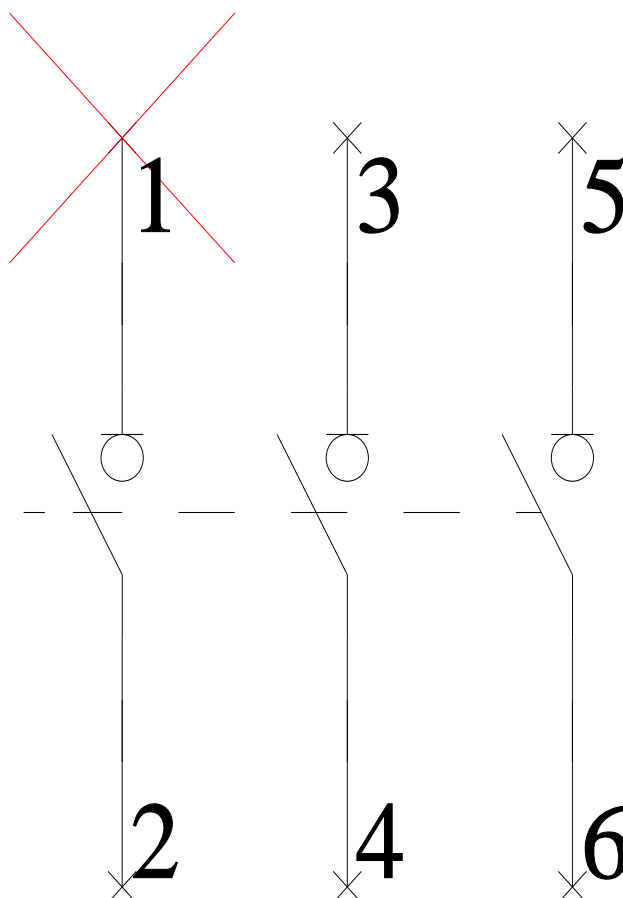
<http://www.siemens.com/cax>

Tender specifications

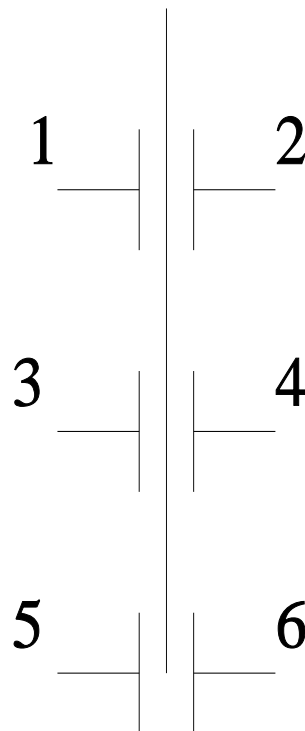
<http://www.siemens.com/specifications>



-Q



# -CR



---

last modified:

8/1/2022 

