



Switch disconnecter 200 A, Size 2, 3-pole Front operating mechanism center Basic unit without handle flat terminal incl. phase barriers

Model	
product brand name	SETRON
product designation	3KD switch disconnecter
design of the product	Switch
display version for switch position indicator door-coupling rotary operating mechanism	ON-OFF
design of the actuating element	Without handle
type of the driving mechanism	Front operating mechanism
type of the driving mechanism motor drive	No
General technical data	
number of poles	3
type of device	fixed mounting
size of switch disconnecter	2
mechanical service life (operating cycles) typical	15 000
electrical endurance (operating cycles)	
• at AC-23 A at 690 V	1 500
• at DC-23 A at 440 V	1 000
I <sup>2</sup> t value	
• with closed switch at 1000 V for combination switch +gG/aM SITOR fuse maximum	19 815 A <sup>2</sup> ·s
• of the fuse at 500 V maximum permissible	780 005 A <sup>2</sup> ·s
• of the gG fuse at 690 V maximum permissible	525 005 A <sup>2</sup> ·s
• of the gG/aM SITOR fuse at 1000 V maximum permissible	48 000 A <sup>2</sup> ·s
• of the molded case circuit breaker at 415 V maximum permissible	1 750 000 A <sup>2</sup> ·s
position of the switch operating mechanism	after the first pole
overvoltage in percent relative to the operating voltage at AC at 400, 500, 690 V at 50/60 Hz	10 %
overvoltage category	III
degree of pollution	3
Voltage	
operating voltage with current paths in series	
• with degree of pollution 2 at DC rated value	440 V / 3
• with degree of pollution 3 at DC rated value	440 V / 3
insulation voltage	
• rated value	1 000 V
surge voltage resistance rated value	8 kV
operational current at AC-22 A at 1000 V maximum	200 A
Protection class	
protection class IP	IP00
protection class IP	

<ul style="list-style-type: none"> <li>• with closed switch with cover or cable lug cover</li> <li>• on the front</li> </ul>	IP20 IP00
<b>Dissipation</b>	
power loss [W]	
<ul style="list-style-type: none"> <li>• with conventional rated thermal current per pole</li> <li>• with conventional rated thermal current per device</li> <li>• for rated value of the current at AC in hot operating state per pole</li> </ul>	6.4 W 19.2 W 6.4 W
<b>Main circuit</b>	
operating power	
<ul style="list-style-type: none"> <li>• at AC-23 A at 500 V rated value</li> </ul>	110 kW
operational current rated value	200 A
<b>Auxiliary circuit</b>	
number of connected NC contacts for auxiliary contacts	0
number of connected NO contacts for auxiliary contacts	0
number of connected CO contacts for auxiliary contacts	0
number of CO contacts for auxiliary contacts	4
number of NC contacts for auxiliary contacts	0
number of NO contacts for auxiliary contacts	0
<b>Suitability</b>	
suitability for use	
<ul style="list-style-type: none"> <li>• main switch</li> <li>• switch disconnecter</li> <li>• EMERGENCY OFF switch</li> <li>• safety switch</li> <li>• maintenance/repair switch</li> </ul>	Yes Yes Yes Yes Yes
<b>Product details</b>	
product component	
<ul style="list-style-type: none"> <li>• trip indicator</li> <li>• voltage trigger</li> <li>• undervoltage release</li> <li>• undervoltage release with leading contact</li> </ul>	No No No No
product extension auxiliary switch	Yes
<b>product extension optional</b>	
<ul style="list-style-type: none"> <li>• motor drive</li> <li>• voltage trigger</li> </ul>	No No
<b>Short circuit</b>	
short-time withstand current (I <sub>cw</sub> ) at 1000 V AC/440 V DC limited to 1 s rated value	4 kA
short-circuit current making capacity (I <sub>cm</sub> ) for switch disconnecter	
<ul style="list-style-type: none"> <li>• at 400 V AC without fuse link rated value minimum</li> <li>• at 1000 V AC without fuse link rated value minimum</li> <li>• at DC 440 V without fuse link rated value minimum</li> <li>• without fuse link rated value minimum</li> </ul>	30 kA 12 kA 12 kA 12 kA
conditional short-circuit current with line-side fuse protection	
<ul style="list-style-type: none"> <li>• at 415 V by molded case circuit breaker rated value</li> <li>• at 500 V by gG fuse rated value</li> <li>• at 690 V by gG fuse rated value</li> </ul>	65 kA 100 kA 100 kA
<b>Connections</b>	
type of connectable conductor cross-sections for aluminum conductor	
<ul style="list-style-type: none"> <li>• stranded with lug</li> </ul>	1x (10 ... 70 mm <sup>2</sup> )
type of connectable conductor cross-sections	
<ul style="list-style-type: none"> <li>• with combination of Al conductor+switch</li> <li>• for copper busbar</li> </ul>	130A / 70 mm <sup>2</sup> '1x (20x3 mm <sup>2</sup> )
type of connectable conductor cross-sections for copper conductor	
<ul style="list-style-type: none"> <li>• stranded with lug according to DIN 46234</li> </ul>	1x 95 mm <sup>2</sup>
type of electrical connection for main current circuit	flat connector
<b>Mechanical Design</b>	
height	168 mm

width	121 mm
depth	68 mm
fastening method	Screw fixing and standard rail mounting 35 mm
fastening method	
• 4-hole front mounting	No
• front mounting with central attachment	No
• rail mounting	Yes
mounting position	any
net weight	1 052 g

#### Environmental conditions

ambient temperature during operation	
• minimum	-25 °C
• maximum	70 °C
ambient temperature during storage	
• minimum	-50 °C
• maximum	80 °C

#### Certificates

reference code according to IEC 81346-2	Q
---	---

#### Approvals Certificates

##### General Product Approval



[Confirmation](#)



[Miscellaneous](#)

General Product Approval	Test Certificates	Marine / Shipping	other
--------------------------	-------------------	-------------------	-------



[Type Test Certificates/Test Report](#)



[Confirmation](#)

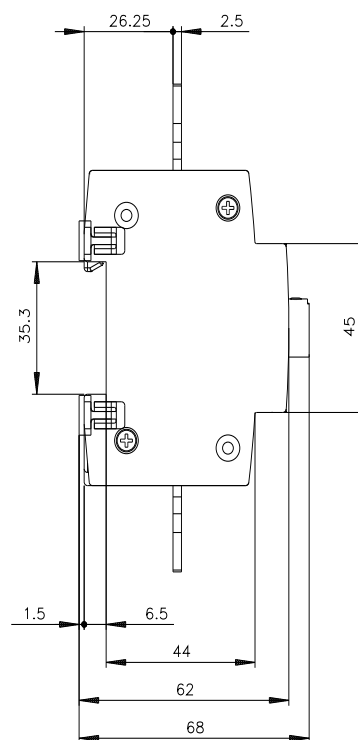
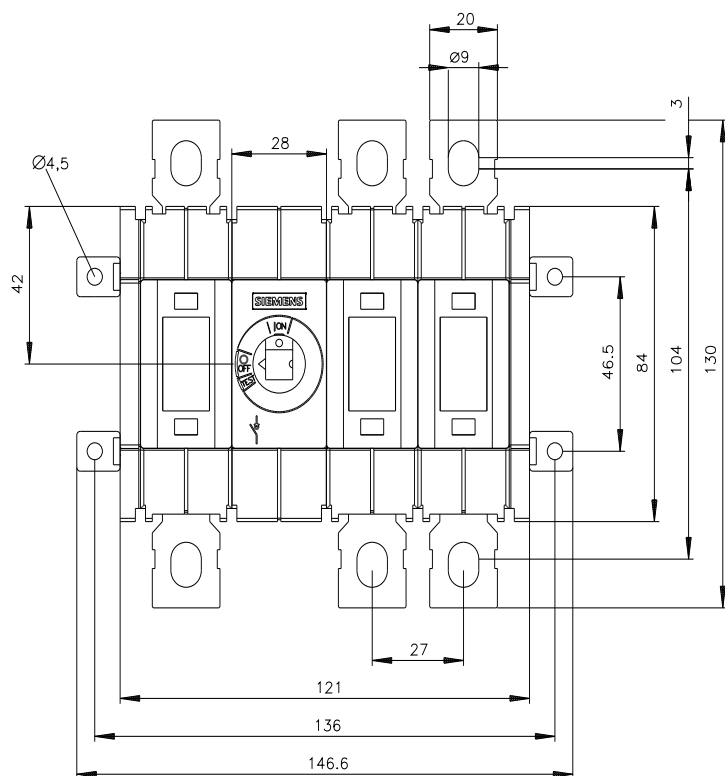
[Miscellaneous](#)

#### Environment

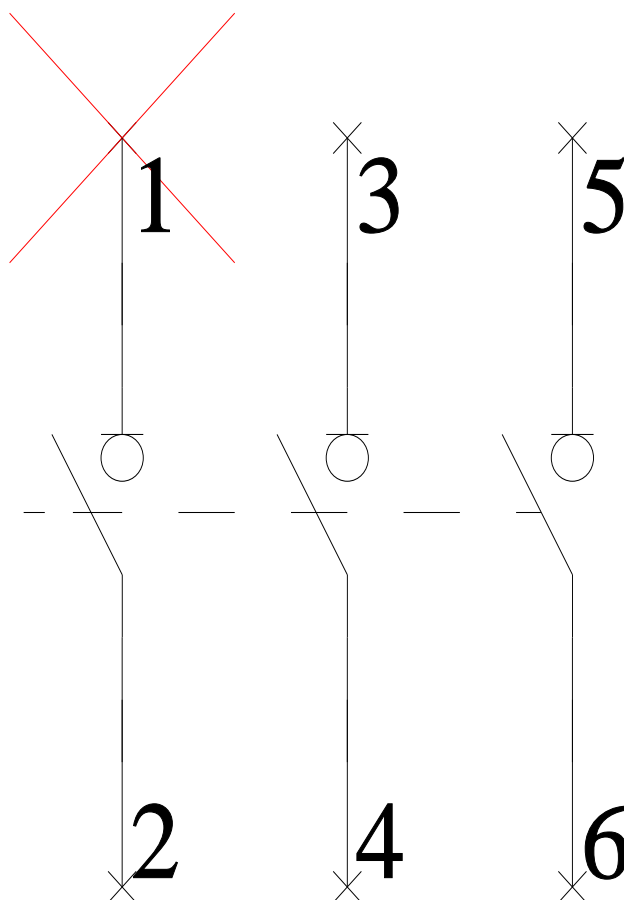
[Environmental Conformations](#)

#### Further information

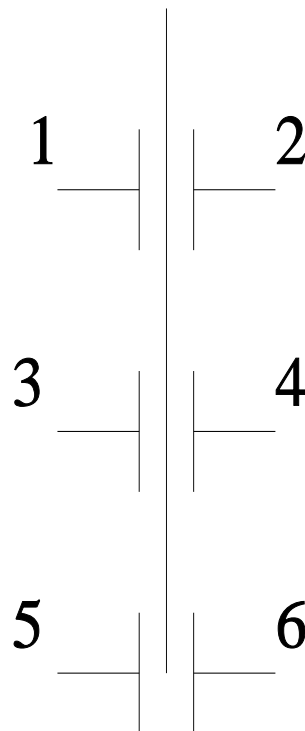
**Information on the packaging**  
<https://support.industry.siemens.com/cs/ww/en/view/109813875>  
**Information- and Downloadcenter (Catalogs, Brochures,...)**  
<http://www.siemens.com/lowvoltage/catalogs>  
**Industry Mall (Online ordering system)**  
<https://mall.industry.siemens.com/mall/en/en/Catalog/product?mlfb=3KD3630-0NE20-0>  
**Service&Support (Manuals, Certificates, Characteristics, FAQs,...)**  
<https://support.industry.siemens.com/cs/ww/en/ps/3KD3630-0NE20-0>  
**Image database (product images, 2D dimension drawings, 3D models, device circuit diagrams, ...)**  
[http://www.automation.siemens.com/bilddb/cax\\_en.aspx?mlfb=3KD3630-0NE20-0](http://www.automation.siemens.com/bilddb/cax_en.aspx?mlfb=3KD3630-0NE20-0)  
**CAX-Online-Generator**  
<http://www.siemens.com/cax>  
**Tender specifications**  
<http://www.siemens.com/specifications>



-Q



# -CR



---

last modified:

2/6/2024 

