



SIRIUS safety relay Output expansion 4RO with relay enabling circuits 4 NO contacts plus Relay signaling circuit 1 NC contact  $U_s = 110-240\text{ V}$  AC/DC screw terminal

product brand name	SIRIUS
product category	Safety relays
product designation	Output expansion
design of the product	Relay enabling circuits
<b>General technical data</b>	
protection class IP of the enclosure	IP20
touch protection against electrical shock	finger-safe
insulation voltage rated value	300 V
ambient temperature	
• during storage	-40 ... +80 °C
• during operation	-25 ... +60 °C
air pressure according to SN 31205	900 ... 1 060 hPa
relative humidity during operation	10 ... 95 %
installation altitude at height above sea level maximum	4 000 m; Derating, see Product Notification 109792701
vibration resistance according to IEC 60068-2-6	5 ... 500 Hz: 0.75 mm
shock resistance	10g / 11 ms
surge voltage resistance rated value	4 000 V
EMC emitted interference	IEC 60947-5-1, Class A
installation environment regarding EMC	This product is suitable for Class A environments only. In household environments, this device can cause unwanted radio interference. The user is required to implement appropriate measures in this case.
overvoltage category	3
degree of pollution	3
reference code according to EN 61346-2	F
reference code according to IEC 81346-2	F
power loss [W] maximum	2 W
Safety Integrity Level (SIL) according to IEC 62061	3
Safety Integrity Level (SIL) according to IEC 61508	3
performance level (PL) according to ISO 13849-1	e
category according to EN ISO 13849-1	4
PFHD with high demand rate according to EN 62061	1.7E-9 1/h
PFDavg with low demand rate according to IEC 61508	1E-6
T1 value for proof test interval or service life according to IEC 61508	20 a
hardware fault tolerance according to IEC 61508	1
safety device type according to IEC 61508-2	Type A
<b>Inputs/ Outputs</b>	
number of outputs as contact-affected switching element	
• as NC contact	
— for signaling function delayed switching	0
— for feedback circuit instantaneous contact	1

— safety-related instantaneous contact	0
— safety-related delayed switching	0
• as NO contact	
— for signaling function instantaneous contact	0
— for signaling function delayed switching	0
— safety-related instantaneous contact	4
— safety-related delayed switching	0
<b>number of outputs as contact-less semiconductor switching element</b>	
• for signaling function	
— delayed switching	0
<b>stop category according to EN 60204-1</b>	0
<b>type of electrical connection plug-in socket</b>	No
<b>operating frequency maximum</b>	360 1/h
<b>switching capacity current of the NO contacts of the relay outputs</b>	
• at DC-13	
— at 24 V	5 A
— at 115 V	0.2 A
— at 230 V	0.1 A
• at AC-15	
— at 24 V	5 A
— at 115 V	5 A
— at 230 V	5 A
<b>thermal current of the switching element with contacts maximum</b>	5 A
<b>total current maximum</b>	12 A
<b>operational current at 17 V minimum</b>	5 mA
<b>mechanical service life (operating cycles) typical</b>	10 000 000
<b>design of the fuse link for short-circuit protection of the NO contacts of the relay outputs required</b>	gL/gG: 6A or circuit breaker type A: 3A or circuit breaker type B: 2A or circuit breaker type C: 1A
<b>make time with automatic start</b>	
• typical	35 ms
• at AC maximum	35 ms
<b>make time with automatic start after power failure</b>	
• typical	35 ms
• maximum	35 ms
<b>backslide delay time in the event of power failure</b>	
• typical	200 ms
• maximum	300 ms
<b>recovery time after power failure typical</b>	0.32 s

#### Control circuit/ Control

<b>type of voltage of the control supply voltage</b>	AC/DC
<b>control supply voltage frequency</b>	
• 1 rated value	50 Hz
• 2 rated value	60 Hz
<b>control supply voltage</b>	
• at DC	
— rated value	110 ... 240 V
• at AC	
— at 50 Hz	
— rated value	110 ... 240 V
— at 60 Hz	
— rated value	110 ... 240 V
<b>operating range factor control supply voltage rated value of magnet coil</b>	
• at AC	
— at 50 Hz	0.85 ... 1.1
— at 60 Hz	0.85 ... 1.1
• at DC	0.85 ... 1.1

#### Installation/ mounting/ dimensions

<b>mounting position</b>	any
<b>required spacing for grounded parts at the side</b>	5 mm
<b>required spacing with side-by-side mounting at the side</b>	0 mm

fastening method	screw and snap-on mounting
width	22.5 mm
height	100 mm
depth	121.6 mm

#### Connections/ Terminals

type of electrical connection	screw-type terminals
type of connectable conductor cross-sections	
• solid	1x (0.5 ... 2.5 mm²), 2x (1.0 ... 1.5 mm²)
• finely stranded	
— with core end processing	1x (0.5 ... 2.5 mm²), 2x (0.5 ... 1.0 mm²)
type of connectable conductor cross-sections at AWG cables	
• solid	1x (20 ... 14), 2x (18 ... 16)

#### Product Function

suitability for operation device connector 3ZY12	No
suitability for use	
• safety-related circuits	Yes

#### Certificates/ approvals

certificate of suitability	
• TÜV (German technical inspectorate) certificate	Yes
• UL approval	Yes

General Product Approval	EMC
--------------------------	-----



[Confirmation](#)



Functional Safety/Safety of Machinery	Declaration of Conformity	Test Certificates	Marine / Shipping
---------------------------------------	---------------------------	-------------------	-------------------

[Type Examination Certificate](#)



[Type Test Certificates/Test Report](#)



Marine / Shipping	other	Railway
-------------------	-------	---------



[Confirmation](#)

[Confirmation](#)

#### Further information

Siemens has decided to exit the Russian market (see here).

<https://press.siemens.com/global/en/pressrelease/siemens-wind-down-russian-business>

Siemens is working on the renewal of the current EAC certificates.

Please contact your local Siemens office on the status of validity of the EAC certification if you intend to import or offer to supply these products to an EAC relevant market (other than the sanctioned EAEU member states Russia or Belarus).

Information on the packaging

<https://support.industry.siemens.com/cs/ww/en/view/109813875>

Information- and Downloadcenter (Catalogs, Brochures,...)

<https://www.siemens.com/ic10>

Industry Mall (Online ordering system)

<https://mall.industry.siemens.com/mall/en/en/Catalog/product?mlfb=3SK1211-1BW20>

Cax online generator

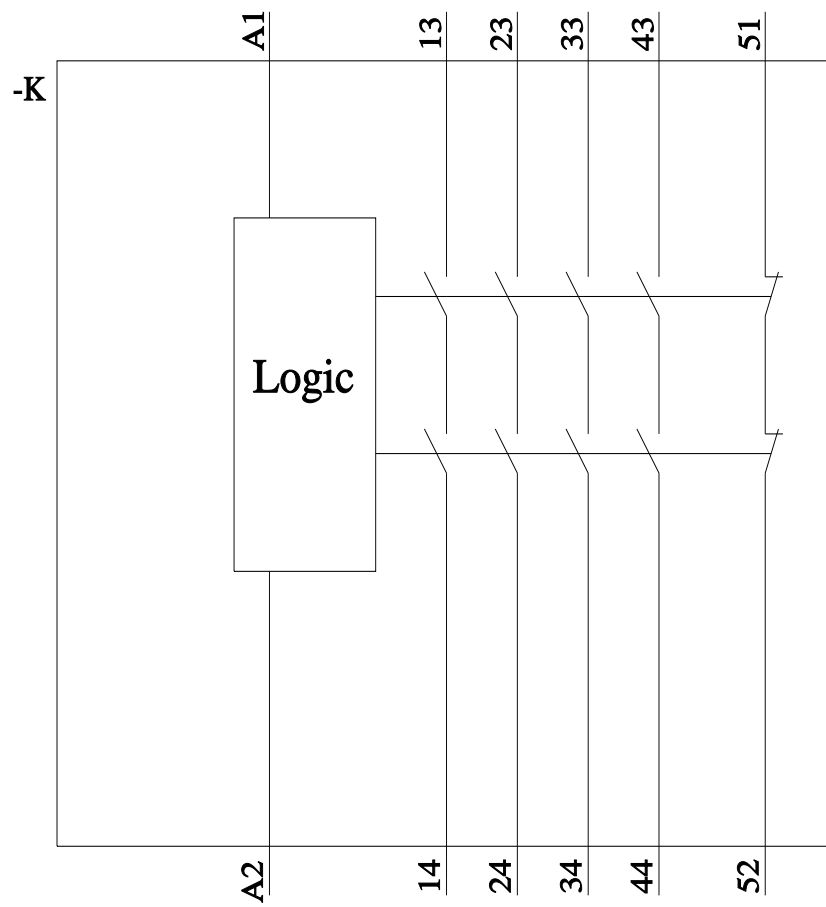
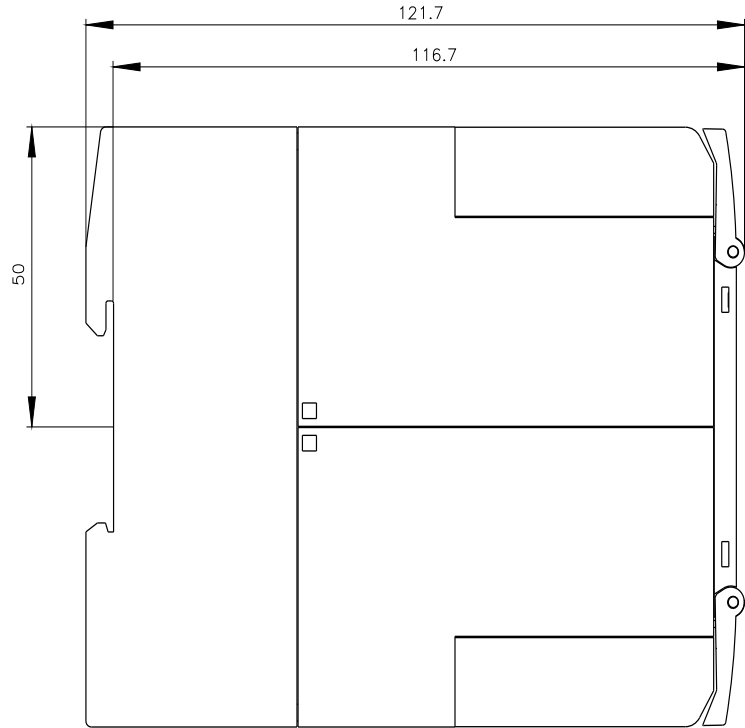
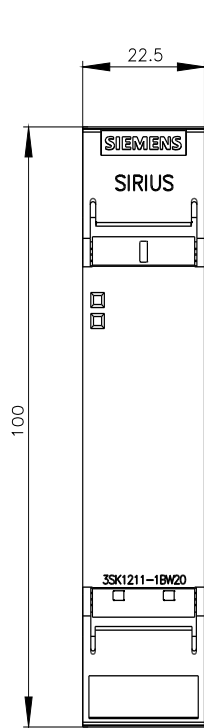
<http://support.automation.siemens.com/WW/CAXorder/default.aspx?lang=en&mlfb=3SK1211-1BW20>

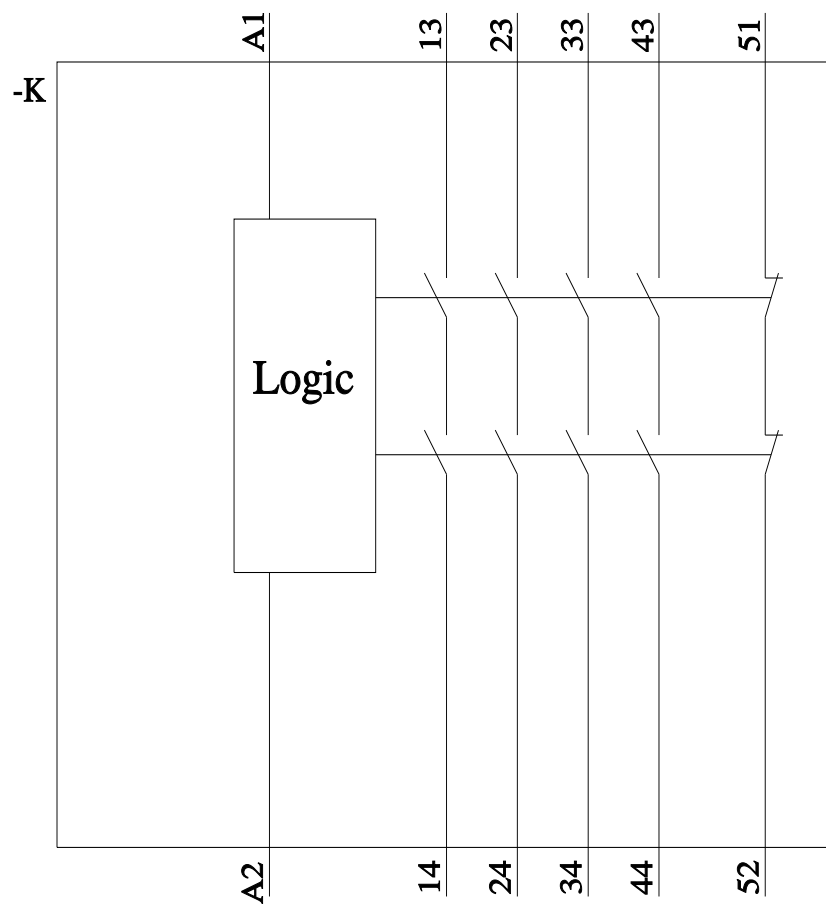
Service&Support (Manuals, Certificates, Characteristics, FAQs,...)

<https://support.industry.siemens.com/cs/ww/en/ps/3SK1211-1BW20>

Image database (product images, 2D dimension drawings, 3D models, device circuit diagrams, EPLAN macros, ...)

[http://www.automation.siemens.com/bilddb/cax\\_de.aspx?mlfb=3SK1211-1BW20&lang=en](http://www.automation.siemens.com/bilddb/cax_de.aspx?mlfb=3SK1211-1BW20&lang=en)





last modified:

8/1/2022 