



SIRIUS safety relay Output expansion 4RO with relay enabling circuits 4 NO contacts plus Relay signaling circuit 1 NC contact $U_s = 24\text{ V DC}$ Spring-type terminal (push-in)

product brand name	SIRIUS
product category	Safety relays
product designation	Output expansion
design of the product	Relay enabling circuits
General technical data	
protection class IP of the enclosure	IP20
touch protection against electrical shock	finger-safe
insulation voltage rated value	300 V
ambient temperature	
• during storage	-40 ... +80 °C
• during operation	-25 ... +60 °C
air pressure according to SN 31205	900 ... 1 060 hPa
relative humidity during operation	10 ... 95 %
installation altitude at height above sea level maximum	4 000 m; Derating, see Product Notification 109792701
vibration resistance according to IEC 60068-2-6	5 ... 500 Hz: 0.75 mm
shock resistance	10g / 11 ms
surge voltage resistance rated value	4 000 V
EMC emitted interference	IEC 60947-5-1, IEC 61000
installation environment regarding EMC	This product is suitable for Class B environments and can also be used in domestic environments.
overvoltage category	3
degree of pollution	3
reference code according to EN 61346-2	F
reference code according to IEC 81346-2	F
power loss [W] maximum	2.5 W
Safety Integrity Level (SIL) according to IEC 62061	3
Safety Integrity Level (SIL) according to IEC 61508	3
performance level (PL) according to ISO 13849-1	e
category according to EN ISO 13849-1	4
PFHD with high demand rate according to EN 62061	1.7E-9 1/h
PFDavg with low demand rate according to IEC 61508	1E-6
T1 value for proof test interval or service life according to IEC 61508	20 a
hardware fault tolerance according to IEC 61508	1
safety device type according to IEC 61508-2	Type A
Inputs/ Outputs	
number of outputs as contact-affected switching element	
• as NC contact	
— for signaling function delayed switching	0
— for feedback circuit instantaneous contact	1

— safety-related instantaneous contact	0
— safety-related delayed switching	0
• as NO contact	
— for signaling function instantaneous contact	0
— for signaling function delayed switching	0
— safety-related instantaneous contact	4
— safety-related delayed switching	0
number of outputs as contact-less semiconductor switching element	
• for signaling function	
— delayed switching	0
stop category according to EN 60204-1	0
type of electrical connection plug-in socket	No
operating frequency maximum	360 1/h
switching capacity current of the NO contacts of the relay outputs	
• at DC-13	
— at 24 V	5 A
— at 115 V	0.2 A
— at 230 V	0.1 A
• at AC-15	
— at 24 V	5 A
— at 115 V	5 A
— at 230 V	5 A
thermal current of the switching element with contacts maximum	5 A
total current maximum	12 A
operational current at 17 V minimum	5 mA
mechanical service life (operating cycles) typical	10 000 000
design of the fuse link for short-circuit protection of the NO contacts of the relay outputs required	gL/gG: 6A or circuit breaker type A: 3A or circuit breaker type B: 2A or circuit breaker type C: 1A
make time with automatic start	
• typical	15 ms
• at DC maximum	30 ms
make time with automatic start after power failure	
• typical	15 ms
• maximum	30 ms
backslide delay time in the event of power failure	
• typical	10 ms
• maximum	15 ms
recovery time after power failure typical	0.015 s
Control circuit/ Control	
type of voltage of the control supply voltage	DC
control supply voltage	
• at DC	
— rated value	24 V
operating range factor control supply voltage rated value of magnet coil	
• at DC	0.8 ... 1.2
Installation/ mounting/ dimensions	
mounting position	any
required spacing for grounded parts at the side	5 mm
required spacing with side-by-side mounting at the side	0 mm
fastening method	screw and snap-on mounting
width	22.5 mm
height	100 mm
depth	121.6 mm
Connections/ Terminals	
type of electrical connection	spring-loaded terminal (push-in)
type of connectable conductor cross-sections	
• solid	1x (0.5 ... 1.5 mm²), 2x (0.5 ... 1.5 mm²)
• finely stranded	
— with core end processing	1x (0.5 ... 1.0 mm²), 2x (0.5 ... 1.0 mm²)

— without core end processing	1x (0.5 ... 1.5 mm ²), 2x (0.5 ... 1.5 mm ²)
type of connectable conductor cross-sections at AWG cables	
• solid	1x (20 ... 16), 2x (20 ... 16)
• stranded	1x (20 ... 16), 2x (20 ... 16)
Product Function	
product function parameterizable	undelayed/delayed (only with system connector)
suitability for operation device connector 3ZY12	Yes
suitability for use	
• safety-related circuits	Yes
Certificates/ approvals	
certificate of suitability	
• TÜV (German technical inspectorate) certificate	Yes
• UL approval	Yes
General Product Approval	EMC



[Confirmation](#)



Functional Safety/Safety of Machinery	Declaration of Conformity	Test Certificates	Marine / Shipping
--	----------------------------------	--------------------------	--------------------------

[Type Examination Certificate](#)



EG-Konf.

[Type Test Certificates/Test Report](#)



Marine / Shipping	other	Railway
--------------------------	--------------	----------------



[Confirmation](#)

[Confirmation](#)

Further information

Siemens has decided to exit the Russian market (see here).

<https://press.siemens.com/global/en/pressrelease/siemens-wind-down-russian-business>

Siemens is working on the renewal of the current EAC certificates.

Please contact your local Siemens office on the status of validity of the EAC certification if you intend to import or offer to supply these products to an EAC relevant market (other than the sanctioned EAEU member states Russia or Belarus).

Information on the packaging

<https://support.industry.siemens.com/cs/ww/en/view/109813875>

Information- and Downloadcenter (Catalogs, Brochures,...)

<https://www.siemens.com/ic10>

Industry Mall (Online ordering system)

<https://mall.industry.siemens.com/mall/en/en/Catalog/product?mlfb=3SK1211-2BB40>

Cax online generator

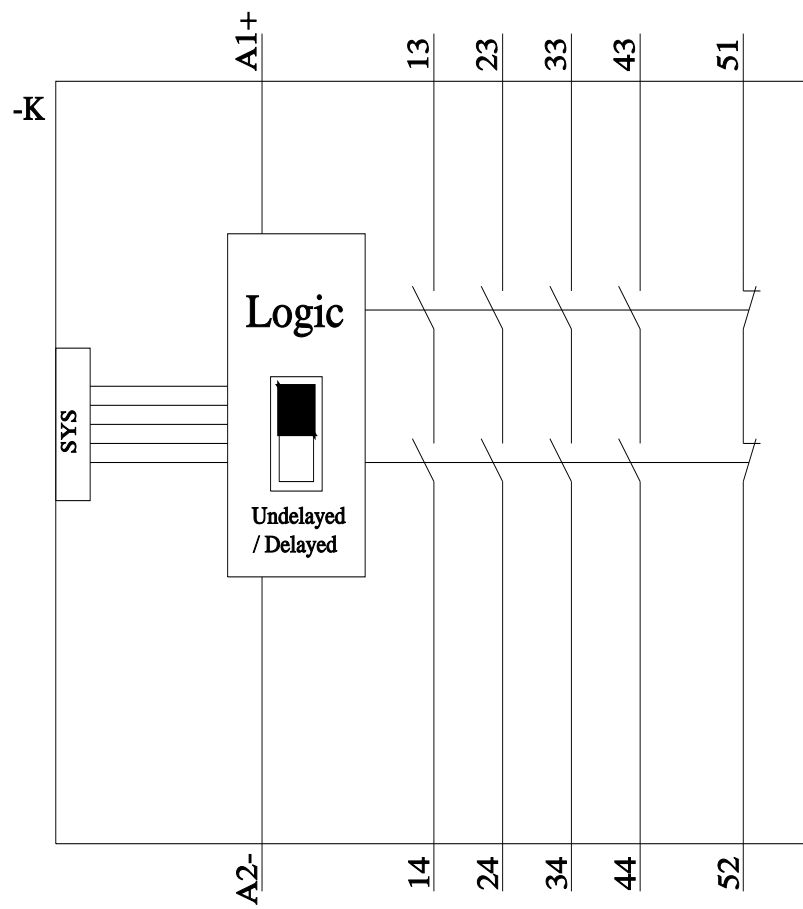
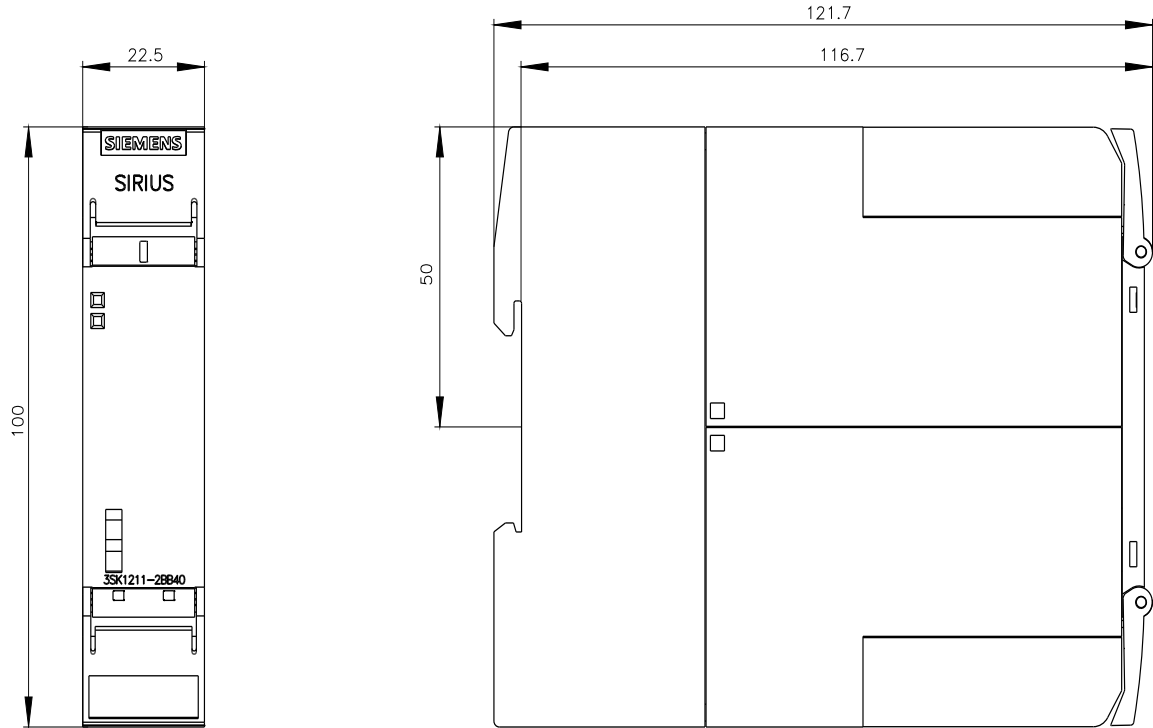
<http://support.automation.siemens.com/WW/CAXorder/default.aspx?lang=en&mlfb=3SK1211-2BB40>

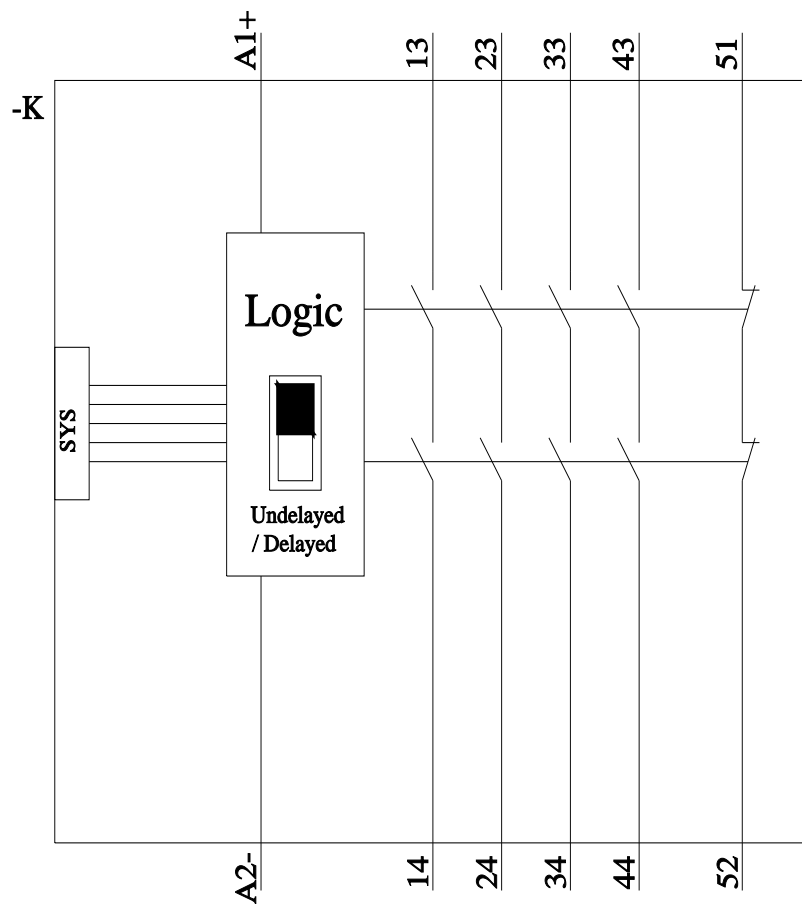
Service&Support (Manuals, Certificates, Characteristics, FAQs,...)

<https://support.industry.siemens.com/cs/ww/en/ps/3SK1211-2BB40>

Image database (product images, 2D dimension drawings, 3D models, device circuit diagrams, EPLAN macros, ...)

http://www.automation.siemens.com/bilddb/cax_de.aspx?mlfb=3SK1211-2BB40&lang=en





last modified:

8/1/2022 