













Base unit (BU30-MS1) For ET 200SP motor starter With infeed 24 V and 500 V
Incl. infeed bus cover

product brand name	SIMATIC
product category	Accessories
product designation	BaseUnit
design of the product	For AC/DC feed in
product type designation	ET 200SP
General technical data	
insulation voltage rated value	500 V
degree of pollution	2
surge voltage resistance rated value	6 kV
maximum permissible voltage for protective separation <ul style="list-style-type: none"> • between main and auxiliary circuit 	500 V
shock resistance	6g / 11 ms
reference code according to IEC 81346-2	Q
Substance Prohibitance (Date)	04/15/2016
SVHC substance name	Bleimonoxyd (Bleioxyd) - 1317-36-8
Safety related data	
protection class IP on the front according to IEC 60529	IP20
touch protection on the front according to IEC 60529	finger-safe
Main circuit	
number of poles for main current circuit	3
type of voltage of the operating voltage	AC
operating voltage rated value	500 V
operating voltage of AC supply	500 V
operational current at AC at 400 V rated value	32 A; Derating, see Manual
Inputs/ Outputs	
number of digital inputs	0
Supply voltage	
type of voltage of the supply voltage	DC
supply voltage 1 at DC rated value <ul style="list-style-type: none"> • minimum permissible • maximum permissible 	24 V 20.4 V 28.8 V
supply voltage of DC supply	24 V
capacity maximum	7 A
Installation/ mounting/ dimensions	
mounting position	vertical, horizontal
fastening method	DIN rail
height	215 mm
width	30 mm
depth	75 mm
required spacing with side-by-side mounting	

<ul style="list-style-type: none">• upwards• downwards	50 mm			
	50 mm			
Ambient conditions				
installation altitude at height above sea level maximum	4 000 m; For derating see manual			
ambient temperature <ul style="list-style-type: none">• during operation• during storage• during transport	-25 ... +60 °C; For derating see manual -40 ... +70 °C -40 ... +70 °C			
environmental category during operation according to IEC 60721	3K6 (no formation of ice, no condensation), 3C3 (no salt mist), 3S2 (sand must not get into the devices)			
relative humidity during operation	10 ... 95 %			
air pressure according to SN 31205	900 ... 1 060 hPa			
Connections/ Terminals				
type of electrical connection <ul style="list-style-type: none">• for main current circuit• for auxiliary and control circuit	spring-loaded terminals (push-in) spring-loaded terminals (push-in)			
type of connecting terminal	Push-in terminal			
type of connectable conductor cross-sections for supply <ul style="list-style-type: none">• solid• finely stranded without core end processing• finely stranded with core end processing	1x 1 ... 6 mm² 1x 1 ... 6 mm² 1x 1 ... 6 mm²			
type of connectable conductor cross-sections at the inputs for supply voltage <ul style="list-style-type: none">• solid• finely stranded without core end processing• finely stranded with core end processing	1x 0.5 ... 2.5 mm² 1x 0,5 ... 2,5 mm² 1x 0.5 ... 2.5 mm²			
type of connectable conductor cross-sections <ul style="list-style-type: none">• for AWG cables for supply• at the inputs for supply voltage for AWG cables solid	1x 18 ... 10 1x 20 ... 12			
type of connectable conductor cross-sections for load-side outgoing feeder <ul style="list-style-type: none">• solid• finely stranded without core end processing• finely stranded with core end processing	1x 0,5 ... 2,5 mm² 1x 0,5 ... 2,5 mm² 1x 0,5 ... 2,5 mm²			
type of connectable conductor cross-sections for AWG cables for load-side outgoing feeder	1x 20 ... 12			
shape of the screwdriver tip	Slot			
size of the screwdriver tip	Standard screwdriver 0.6 mm x 3.5 mm			
Certificates/ approvals				
<table><tr><td>General Product Approval</td><td>EMC</td><td>Declaration of Con- formity</td></tr></table>		General Product Approval	EMC	Declaration of Con- formity
General Product Approval	EMC	Declaration of Con- formity		
<div><div> CSA</div><div>Confirmation</div><div> UL</div><div></div><div> RCM</div><div></div></div>				
<table><tr><td>Declaration of Con- formity</td><td>Test Certificates</td><td>Marine / Shipping</td></tr></table>		Declaration of Con- formity	Test Certificates	Marine / Shipping
Declaration of Con- formity	Test Certificates	Marine / Shipping		
<div><div> EG-Konf.</div><div>Type Test Certi- ficates/Test Report</div><div> ABS</div><div></div><div> DNV</div><div> LRS</div></div>				
other				

Further information

Siemens has decided to exit the Russian market (see here).

<https://press.siemens.com/global/en/pressrelease/siemens-wind-down-russian-business>

Siemens is working on the renewal of the current EAC certificates.

Please contact your local Siemens office on the status of validity of the EAC certification if you intend to import or offer to supply these products to an EAC relevant market (other than the sanctioned EAEU member states Russia or Belarus).

Information on the packaging

<https://support.industry.siemens.com/cs/ww/en/view/109813875>

Information- and Downloadcenter (Catalogs, Brochures,...)

<https://www.siemens.com/ic10>

Industry Mall (Online ordering system)

<https://mall.industry.siemens.com/mall/en/en/Catalog/product?mlfb=3RK1908-0AP00-0AP0>

Cax online generator

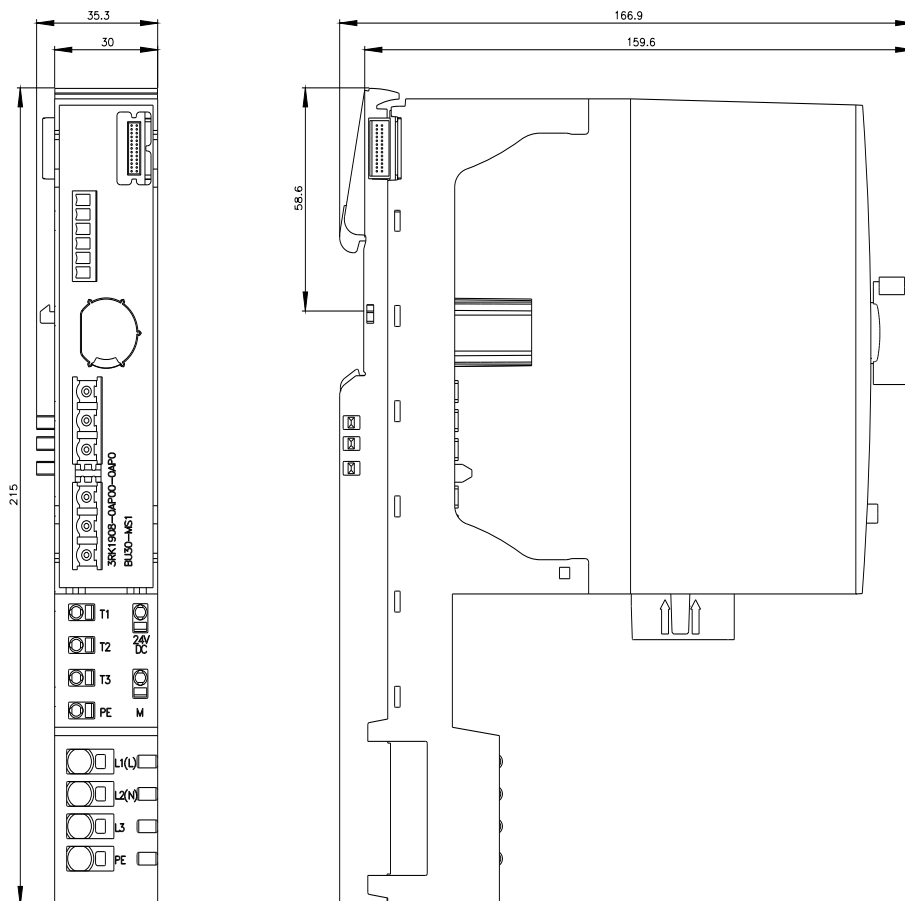
<http://support.automation.siemens.com/WW/CAXorder/default.aspx?lang=en&mlfb=3RK1908-0AP00-0AP0>

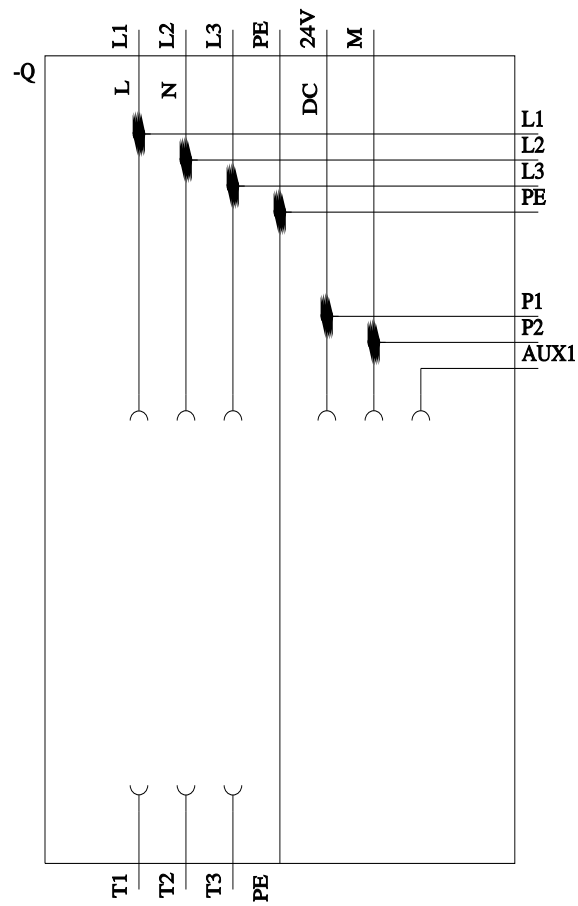
Service&Support (Manuals, Certificates, Characteristics, FAQs,...)

<https://support.industry.siemens.com/cs/ww/en/ps/3RK1908-0AP00-0AP0>

Image database (product images, 2D dimension drawings, 3D models, device circuit diagrams, EPLAN macros, ...)

http://www.automation.siemens.com/bilddb/cax_de.aspx?mlfb=3RK1908-0AP00-0AP0&lang=en





last modified:

9/5/2023