



first lateral auxiliary switch 2 NO contacts, screw terminal, for contactors 3RT1

General technical data	
product brand name	SIRIUS
suitability for use	Contactor relay and power contactor
protection class IP on the front	IP20
ambient temperature	
• during storage	-55 ... +80 °C
• during operation	-25 ... +60 °C
mechanical service life (operating cycles) typical	10 000 000
electrical endurance (operating cycles) at AC-15 at 230 V typical	200 000
contact reliability of auxiliary contacts	1 faulty switching per 100 million (17 V, 1 mA)
insulation voltage with degree of pollution 3 at AC rated value	500 V
surge voltage resistance rated value	6 kV
Auxiliary circuit	
number of NC contacts for auxiliary contacts	
• instantaneous contact	0
number of NO contacts for auxiliary contacts	
• instantaneous contact	2
operational current of auxiliary contacts at AC-12	
• at 24 V	10 A
• at 230 V	10 A
• maximum	10 A
operational current	
• of auxiliary contacts	
— at AC-14	
— at 125 V	6 A
— at 250 V	6 A
— at AC-15	
— at 24 V	6 A
— at 230 V	6 A
— at 400 V	3 A
operational current	
• of auxiliary contacts at DC-12	
— at 24 V	10 A
— at 110 V	3 A
— at 220 V	1 A
• with 2 current paths in series at DC-12	
— at 24 V rated value	10 A
— at 60 V rated value	10 A
— at 110 V rated value	4 A
— at 220 V rated value	2 A

<ul style="list-style-type: none"> — at 440 V rated value • with 3 current paths in series at DC-12 <ul style="list-style-type: none"> — at 24 V rated value — at 60 V rated value — at 110 V rated value — at 220 V rated value — at 440 V rated value 	1.3 A 10 A 10 A 10 A 3.6 A 2.5 A
operational current	
<ul style="list-style-type: none"> • of auxiliary contacts at DC-13 <ul style="list-style-type: none"> — at 24 V — at 60 V — at 110 V — at 220 V • with 2 current paths in series at DC-13 <ul style="list-style-type: none"> — at 24 V rated value — at 60 V rated value — at 110 V rated value — at 220 V rated value — at 440 V rated value • with 3 current paths in series at DC-13 <ul style="list-style-type: none"> — at 24 V rated value — at 60 V rated value — at 110 V rated value — at 220 V rated value — at 440 V rated value 	6 A 2 A 1 A 0.3 A 10 A 3.5 A 1.3 A 0.9 A 0.2 A 10 A 4.7 A 3 A 1.2 A 0.5 A
Installation/ mounting/ dimensions	
fastening method	snap-on mounting
width	10 mm
height	80 mm
depth	71 mm
Connections/ Terminals	
type of electrical connection for auxiliary and control circuit	screw-type terminals
type of connectable conductor cross-sections	
<ul style="list-style-type: none"> • for auxiliary contacts <ul style="list-style-type: none"> — finely stranded — with core end processing • at AWG cables for auxiliary contacts 	2x (0.5 ... 1.5 mm²), 2x (0.75 ... 2.5 mm²) 2x (20 ... 16), 2x (18 ... 14)
Safety related data	
product function mirror contact according to IEC 60947-4-1	Yes
<ul style="list-style-type: none"> • note 	with 3RT1
product function positively driven operation according to IEC 60947-5-1	No
Certificates/ approvals	
General Product Approval	Functional Safety/Safety of Machinery



[Confirmation](#)



[KC](#)



[Type Examination Certificate](#)

Declaration of Conformity

Test Certificates

Marine / Shipping



[Special Test Certificate](#)

[Type Test Certificates/Test Report](#)




[Confirmation](#)
[Vibration and Shock](#)
[Special Test Certificate](#)

Further information

Siemens has decided to exit the Russian market (see here).

<https://press.siemens.com/global/en/pressrelease/siemens-wind-down-russian-business>

Siemens is working on the renewal of the current EAC certificates.

Please contact your local Siemens office on the status of validity of the EAC certification if you intend to import or offer to supply these products to an EAC relevant market (other than the sanctioned EAEU member states Russia or Belarus).

Information on the packaging

<https://support.industry.siemens.com/cs/ww/en/view/109813875>

Information- and Downloadcenter (Catalogs, Brochures,...)

<https://www.siemens.com/ic10>

Industry Mall (Online ordering system)

<https://mall.industry.siemens.com/mall/en/en/Catalog/product?mlfb=3RH1921-1EA20>

Cax online generator

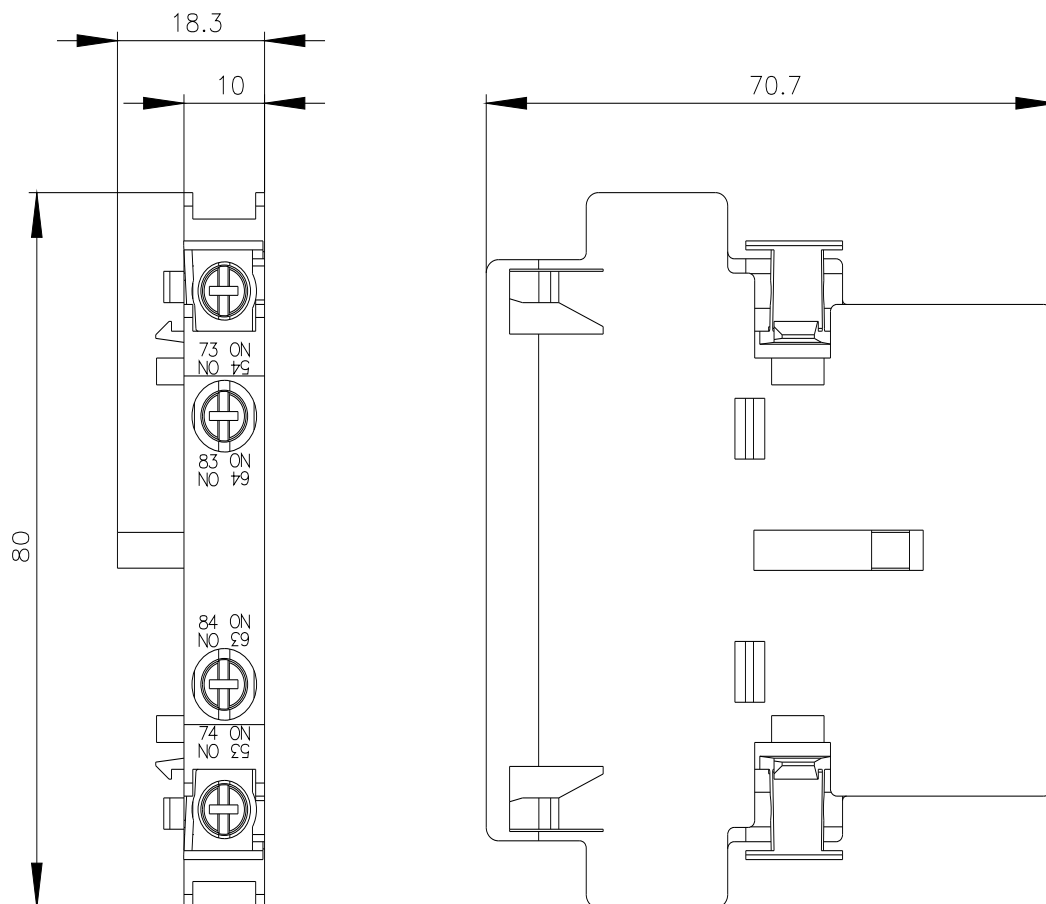
<http://support.automation.siemens.com/WW/CAXorder/default.aspx?lang=en&mlfb=3RH1921-1EA20>

Service&Support (Manuals, Certificates, Characteristics, FAQs,...)

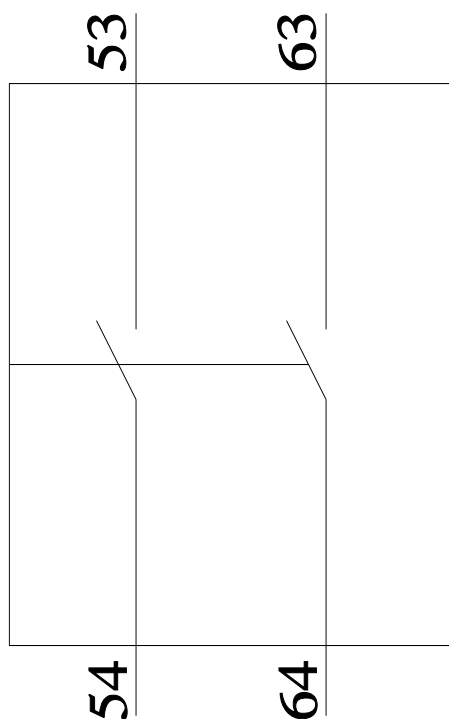
<https://support.industry.siemens.com/cs/ww/en/ps/3RH1921-1EA20>

Image database (product images, 2D dimension drawings, 3D models, device circuit diagrams, EPLAN macros, ...)

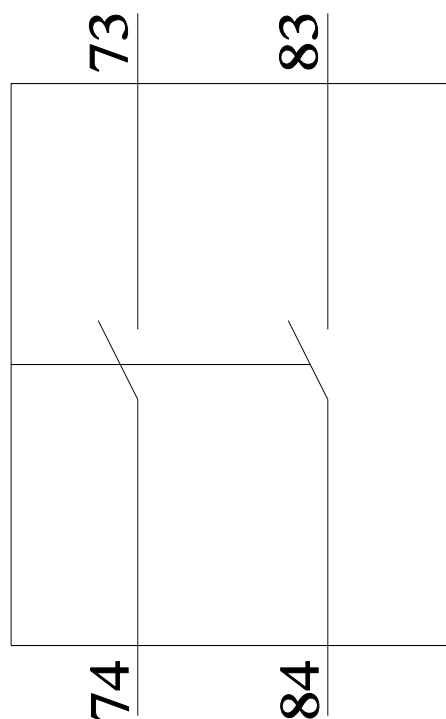
http://www.automation.siemens.com/bilddb/cax_de.aspx?mlfb=3RH1921-1EA20&lang=en



Links / left



Rechts / right



last modified:

1/7/2021 