



first lateral auxiliary switch 1 NO, 1 NC, spring-type terminal, for contactors 3RT1

product brand name	SIRIUS
product category	Auxiliary switch
product designation	auxiliary switch
design of the product	first laterally mountable
product type designation	3RH19
suitability for use	for 3RT10, 3RT12, 3RT145, 3RT146, 3RT147
General technical data	
insulation voltage with degree of pollution 3 at AC rated value	500 V
surge voltage resistance rated value	6 kV
protection class IP on the front	IP20
mechanical service life (operating cycles) typical	10 000 000
electrical endurance (operating cycles) at AC-15 at 230 V typical	200 000
Substance Prohibitance (Date)	07/01/2006
number of NC contacts for auxiliary contacts <ul style="list-style-type: none">instantaneous contact	1
number of NO contacts for auxiliary contacts <ul style="list-style-type: none">instantaneous contact	1
number of CO contacts of auxiliary contacts instantaneous contact	0
operational current of auxiliary contacts at AC-12 <ul style="list-style-type: none">at 24 Vat 230 V	10 A 10 A
operational current of auxiliary contacts at AC-14 <ul style="list-style-type: none">at 125 Vat 250 V	6 A 6 A
operational current of auxiliary contacts at AC-12 maximum	10 A
operational current of auxiliary contacts at AC-15 <ul style="list-style-type: none">at 24 Vat 230 Vat 400 V	6 A 6 A 3 A
operational current of auxiliary contacts at DC-12 <ul style="list-style-type: none">at 24 Vat 110 Vat 220 V	10 A 3 A 1 A
operational current with 2 current paths in series at DC-12 <ul style="list-style-type: none">at 24 V rated valueat 60 V rated valueat 110 V rated valueat 220 V rated valueat 440 V rated value	10 A 10 A 4 A 2 A 1.3 A

operational current with 3 current paths in series at DC-12	
• at 24 V rated value	10 A
• at 60 V rated value	10 A
• at 110 V rated value	10 A
• at 220 V rated value	3.6 A
• at 440 V rated value	2.5 A
operational current with 2 current paths in series at DC-13	
• at 24 V rated value	10 A
• at 60 V rated value	3.5 A
• at 110 V rated value	1.3 A
• at 220 V rated value	0.9 A
• at 440 V rated value	0.2 A
operational current with 3 current paths in series at DC-13	
• at 24 V rated value	10 A
• at 60 V rated value	4.7 A
• at 110 V rated value	3 A
• at 220 V rated value	1.2 A
• at 440 V rated value	0.5 A
operational current of auxiliary contacts at DC-13	
• at 24 V	6 A
• at 48 V	2 A
• at 60 V	2 A
• at 110 V	1 A
• at 125 V	0.9 A
• at 220 V	0.3 A
• at 250 V	0.3 A
contact reliability of auxiliary contacts	1 faulty switching per 100 million (17 V, 1 mA)
Ambient conditions	
ambient temperature	
• during operation	-25 ... +60 °C
• during storage	-55 ... +80 °C
Safety related data	
product function	
• mirror contact according to IEC 60947-4-1	Yes; with 3RT1
• positively driven operation according to IEC 60947-5-1	No
Installation/ mounting/ dimensions	
fastening method	snap-on mounting
height	72.5 mm
width	10 mm
depth	71 mm
Connections/ Terminals	
type of electrical connection for auxiliary and control circuit	spring-loaded terminals
connectable conductor cross-section for auxiliary contacts	
• solid or stranded	0.5 ... 2.5 mm ²
• finely stranded with core end processing	0.5 ... 2.5 mm ²
• finely stranded without core end processing	0.5 ... 2.5 mm ²
type of connectable conductor cross-sections	
• for auxiliary contacts	
— solid or stranded	2x (0.5 ... 2.5 mm ²)
— finely stranded with core end processing	2x (0.5 ... 1.5 mm ²)
— finely stranded without core end processing	2x (0.5 ... 2.5 mm ²)
• for AWG cables for auxiliary contacts	2x (20 ... 14)
AWG number as coded connectable conductor cross section for auxiliary contacts	20 ... 14
Approvals Certificates	
General Product Approval	



[Confirmation](#)



General Product Approval	Functional Safety	Test Certificates	Marine / Shipping
--------------------------	-------------------	-------------------	-------------------

[KC](#)



[Type Examination Certificate](#)

[Special Test Certificate](#)



other	Railway	Environment
-------	---------	-------------

[Confirmation](#)

[Special Test Certificate](#)

[Environmental Confirmations](#)

Further information

Information on the packaging

<https://support.industry.siemens.com/cs/ww/en/view/109813875>

Information- and Downloadcenter (Catalogs, Brochures,...)

<https://www.siemens.com/ic10>

Industry Mall (Online ordering system)

<https://mall.industry.siemens.com/mall/en/en/Catalog/product?mlfb=3RH1921-2DA11>

Cax online generator

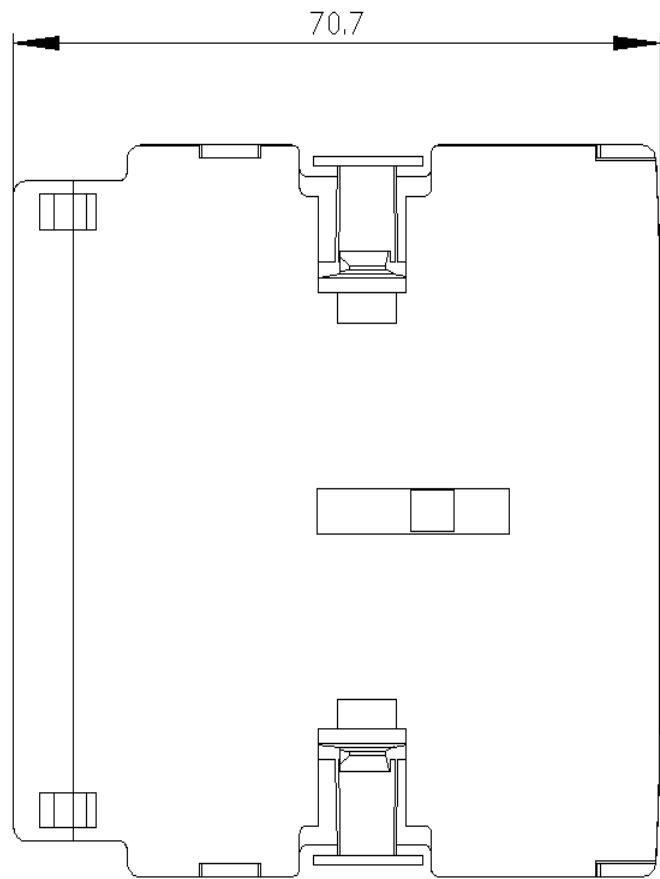
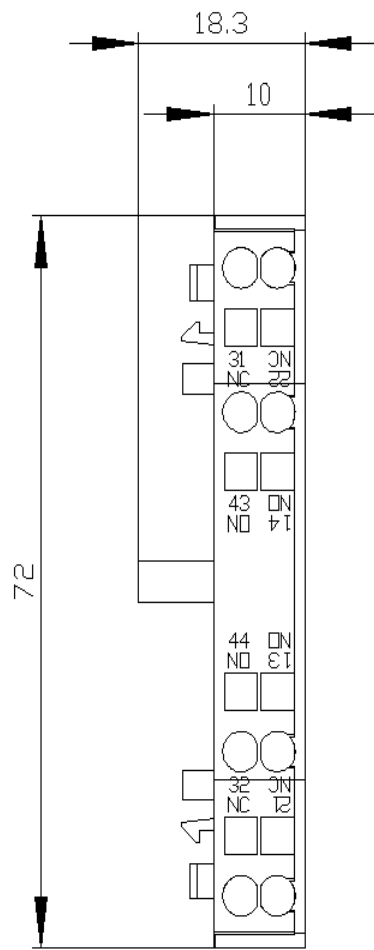
<http://support.automation.siemens.com/WW/CAXorder/default.aspx?lang=en&mlfb=3RH1921-2DA11>

Service&Support (Manuals, Certificates, Characteristics, FAQs,...)

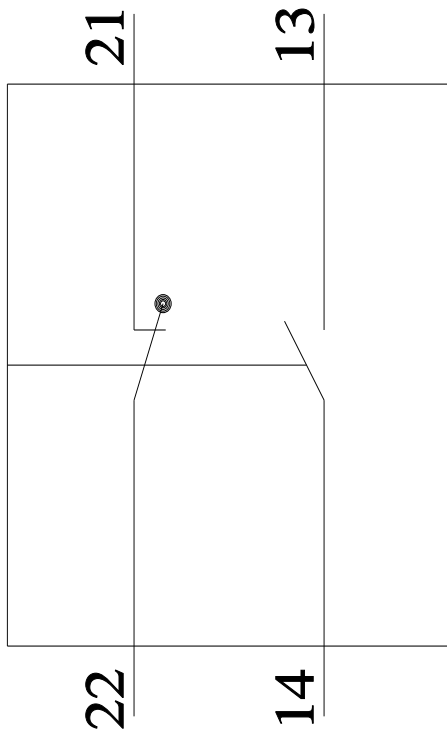
<https://support.industry.siemens.com/cs/ww/en/ps/3RH1921-2DA11>

Image database (product images, 2D dimension drawings, 3D models, device circuit diagrams, EPLAN macros, ...)

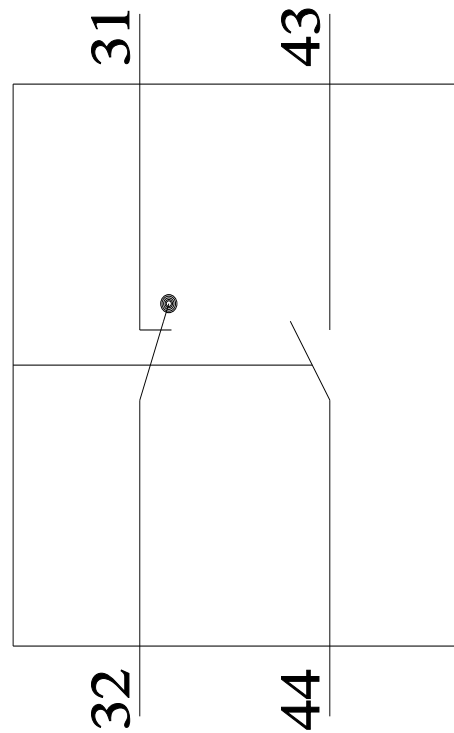
http://www.automation.siemens.com/bilddb/cax_de.aspx?mlfb=3RH1921-2DA11&lang=en



Links / left



Rechts / right



last modified:

11/21/2023 